

Department of Business Information Systems and Analytics (BISA)

Willie A. Deese College of Business and Economics
NORTH CAROLINA A&T STATE UNIVERSITY

GUIDE FOR MAJORS



Department of Business Information Systems and Analytics

Willie A. Deese College of Business and Economics

North Carolina A&T State University

1601 E. Market Street, 324 Merrick Hall

<https://www.ncat.edu/cobe/academic-departments/bisa/index.php>

336-334-7657

BISA@ncat.edu

Version: 12-15-20

Note: *Policies and other information included may change at any time. Please refer to the university website for the most current information.*

Table of Contents

IMPORTANT THINGS TO DO.....	1
Activate Your University Email Address	1
Become Familiar with Aggie Access	1
Clear Your Health Immunization Hold	1
Clear Your Aggie Alert Registration Hold	1
GENERAL ADVICE	2
Take Advantage of Opportunities	2
Set Priorities	2
Be Aware and Prepared	2
ADVISEMENT AND REGISTRATION	3
STEP 1: Finding Advisement and Registration Dates: Academic Calendar	3
STEP 2: Know Your Classification	3
STEP 3: Finding Your Academic Advisor in Aggie Access.....	4
STEP 4: Be Familiar with The Curriculum Guide.....	4
STEP 5: Meet with Academic Advisor.....	7
STEP 6: Register for Classes.....	8
GETTING READY FOR CLASSES	9
Order Your Textbooks	9
Have the Right Computer Resources	9
POLICIES	11
Advising, Registration, and Exams	11
Academic Excellence and Academic Standing Click here.....	11
Classroom Policies.....	11
Repeated Courses	11
Withdrawals	12
BISA Department Policies.....	12
OTHER INFORMATION AND LINKS.....	14
Change of Majors	14
FERPA	14
Financial Aid Satisfactory Academic Progress (SAP)	14
Frequently Asked Questions	14

Graduation Information	14
Immunization Requirements.....	14
IMPORTANT CONTACT INFORMATION.....	15
Readmissions.....	15
Scholarships.....	15
Student Complaint Form.....	15
Summer Sessions.....	15
Testing.....	15
Transfers.....	15
Transcripts.....	16
Tuition	16
Tutoring.....	16
Undergraduate Bulletins	16
ADMINISTRATIVE OFFICES CONTACT INFORMATION.....	17
ACADEMIC DEPARTMENTS IN THE COLLEGE OF BUSINESS AND ECONOMICS.....	18

NEW STUDENTS

IMPORTANT THINGS TO DO

Activate Your University Email Address



You will receive many important email messages from the Registrar, Treasurer, Financial Aid, and other offices at your student account (@aggies.ncat.edu). Check your school account EVERY DAY, even in the summer and during breaks. Your default password is the first four letters of your email username plus the last four numbers of your student ID number. Here is a link to more info about Aggie email: [\[click here\]](#).

Gmail Link: [\[click here\]](#)



Become Familiar with Aggie Access

Aggie Access is a system where you can access your grades, register for classes, view transcripts, find your advisor's name, among many other things. When you log in, you may go through the NCAT OneID page using the same username and password as you use for email. This is the link for Aggie Access: [\[click here\]](#)

Clear Your Health Immunization Hold



Students are required to document immunization records with the Sebastian Health Center. To motivate you to provide this information, a hold is automatically placed on all students' accounts until the necessary paperwork is submitted. If you are classified as an online (Distance Learning) student in Aggie Access, you are exempt from this requirement. To remove this hold from your account, contact the Health Center at 336-334-7880. Or if you plan to take classes on-campus at some point, submit your records through the Online Student Portal. Here's the link: [\[click here\]](#).

Clear Your Aggie Alert Registration Hold



Before registering for classes EVERY semester, all A&T students are required to log into Aggie Access Online to opt in/out of Aggie Alert, which is our campus emergency notification system. If you opt in, you will receive text messages when we close for inclement weather or experience other campus-wide situations. Log into Aggie Access Online using the link at [\[click here\]](#).

ALL STUDENTS

GENERAL ADVICE

Take Advantage of Opportunities

Excuses are always there for you. . . opportunities are not.



- Academic Advising and Mentoring
- Alumni Mentoring Program
- Career Fairs
- Case Competitions
- [Center for Entrepreneurship and Innovation](#)
- [Closing Bell Speaker Series](#)
- [Financial Trading Room](#) (213 Craig Hall)
- Innovation, Collaboration, & Engagement (ICE) Lab
- [Office of Career Services](#) (101 Murphy Hall)
- On-campus Recruiting/Interviews
- Professional Development Workshops
- Professional Networking
- [Student Organizations](#)
- [Study Abroad](#)
- Tutoring Programs

Set Priorities

- Prioritize your coursework
- Buy your textbooks first
- Push yourself to excel
- Arrive to class on time
- Seek assistance when you need it
- Set goals and be aware of time management
- Work hard before playing hard

Be Aware and Prepared

- Check your A&T email daily
- Follow COBE on social media
- Get to know your academic advisor (check Aggie Access)
- Know university and course policies-- Ignorance of the rules is not an acceptable excuse!

ADVISEMENT AND REGISTRATION

For Advising and Registration, FOLLOW THESE STEPS:

1. Find the Advisement and Registration dates on the Academic Calendar:
2. Know your classification since the date you will register is based on the number of hours you have earned so far.
3. Find your academic advisor's name and contact information and set up an appointment.
4. Be familiar with the curriculum guide
 - Know the prerequisites for classes
 - Know which classes require a C grade or above to count towards your major
 - Understand general education electives
 - Understand the math sequencing
5. Meet with your Advisor--Your PIN number will be provided by your advisor
6. Register for classes

STEP 1: Finding Advisement and Registration Dates: Academic Calendar

1. [Click here](#) for the Current Students site.
2. From the list select "**Academic Calendar and Exam Schedule**"
3. From the list select the semester in which you are looking for dates on information.

Registration for Spring Classes: During the early and regular registration period in the fall and at the beginning of the spring semester

Registration for Summer Classes: During regular registration (not early) period in the fall and at the end of the spring semester

Registration for Fall Classes: During the early and regular registration period in the spring and at the beginning of the fall semester

STEP 2: Know Your Classification

The date on which you can initially register is based upon your classification. Your classification is based on the number of hours you have earned (not counting classes you are currently taking).

Classification	Hours	Registration Begins
Special Population (athletes, band, etc.)		2 weeks before the regular registration date
Senior	At least 90	First day and after
Junior	At least 60	Second day and after
Sophomore	At least 30	Third day and after
Freshmen	0-29 hours	Fourth day and after

STEP 3: Finding Your Academic Advisor in Aggie Access

1. Select the “**Student**” tab
2. From the list select “**Student Records**”
3. From the list select “**View Student Information**”
4. The next list will have a drop-down box. From this box select the registration term you wish to register for. Then click submit button.
5. You will be taken to the screen that will provide the information of your assigned Academic Advisor. Your Academic Advisor’s name will be found next to “**Primary Advisor**”.

Contact Information for Advisors (Faculty, Etc.):

Contact your advisor to set up a time for advisement. Each advisor might handle this differently. For example, some might advise through email, and others may prefer phone, virtual (Zoom), or in-person meetings. Check with your advisor to see what is needed to prepare for the advisement appointment.



Contact information for faculty and other staff at NC A&T can be found [here](#). You can search by name or department.

STEP 4: Be Familiar with The Curriculum Guide

Upon admission to the university, your initial advisement will be provided by your Department Chair. Any transfer credits you may have will be audited and you will be given credit for those courses that apply to your program of study. This information will be recorded on a curriculum guide. During your initial advisement you will be provided a copy of your curriculum guide.

Moving forward you will be required to maintain your curriculum guide by updating it each semester with your grades and marking which classes you are registered in, for that semester. You will need this information during each advisement period. Do not expect your advisor to provide your curriculum guide every semester.

Important Points About the Curriculum Guide:

- **The curriculum guide has a list of required courses.** Do not take any courses outside of the list unless it is for an elective category. The guide also includes a list of prerequisites. It is your responsibility to ensure that you have met the prerequisites for the classes you take. **Do not ask for prerequisites to be overridden**, even if it is so that you can graduate at a specific time.
- **Some courses require a C grade for them to count (not a C-). A list of those is also included on your curriculum guide.**
- **Certain classes on the curriculum guide may only be offered once a year** (only in the fall or only in the spring). This means if you miss an opportunity to take one of these

classes you may have to wait an entire year to take it again! Plan ahead so that you can meet those times.

- **Please do not ask us to substitute courses on the curriculum guide** because you are unable to get into courses you need or so that you can graduate at a specific time. We have carefully built the curriculum so that you gain necessary skills needed when you graduate.
- Ultimately it is your responsibility to ensure that you are taking the correct classes in the sequence necessary to graduate. It is best to follow the guide from the top to bottom and not skip to different semesters. For example, if you are a freshman, you should primarily take 100-level classes.

Understand the General Education Electives:

There are several general education classes that ALL NC A&T students are required to take:

- 2 math classes
- A science class with a lab totaling at least 4 credit hours
- Another science class with or without a lab
- An African American elective
- A Humanities elective
- A Global Awareness elective
- A Social and Behavioral Sciences elective

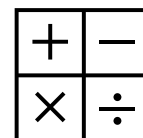


Some classes are already included on your curriculum guide, such as MATH 111 and MATH 112, and all business students are required to take ECON 200, which counts as the Social and Behavioral Sciences elective. For the other general education electives, you have options from this list [[click here](#)].

Do not take classes outside of this list!

Understand the Math Sequencing

Math sequencing is based on your SAT and ACT math scores. If you do not have ACT or SAT math scores, you would need to begin with MATH 101E or take a math placement test. Contact the Math department for the placement test information.



Math Department [[click here](#)]

Math Course Sequencing Options				
<p><i>The first class you take depends on your ACT or SAT Math Scores. For business majors, you must have at least 8 hours of Math credit no matter which math sequence you take. (If you have to take MATH 101E, it can be counted as a free elective.)</i></p>				
First Course	Second Course	Third Course	Fourth Course	NOTES
MATH 111	MATH 112			Curriculum Guide Sequence
If you do not have the Math prerequisites to take MATH 111 as your first Math course, see the following options:				
MATH 103	MATH 104	MATH 112		MATH 103+MATH 104=MATH 111
MATH 101E	MATH 103	MATH 104	MATH 112	If you do not have an ACT or SAT Math score (community college transfer students, etc.), start with MATH 101E. Contact the Math department to be placed in a section of MATH 101E.

Math Course Prerequisites				
Course	SAT Math Score	ACT Math Score	Math Placement Score	Math Course (Grade of C)
MATH 101E	Below 480	Below 18	Below 15	
MATH 103	480-510	18-20	15-19	Math 101E
MATH 104	-----	-----	-----	MATH 103
MATH 111	520-570	21-23	At least 20	----
MATH 112				MATH 104 or MATH 111

Math Courses :

- MATH 101E - Fundamentals of Algebra Trig I – Enhanced—3 credit hours
- MATH 103 - Col Algebra and Trig for En Sci I—3 credit hours
- MATH 104 - Col Algebra and Trig for En Sci II—3 credit hours
- MATH 111 - College Algebra and Trig—4 credit hours
- MATH 112 - Calculus for Business and Tech—4 credit hours

STEP 5: Meet with Academic Advisor

DO NOT WAIT UNTIL THE REGISTRATION PERIOD BEGINS TO ASK FOR ADVISING!



Before your appointment with your Academic Advisor, you should do the following:

1. **Review your curriculum guide.** Update any new grades or changes from the previous semester(s).
2. **Search for classes on Aggie Access.** When you are searching for classes be aware of the following:
 - Check to make sure you meet the prerequisite requirements for taking the classes you have selected.
 - Course Type: Main Campus, Distance Learning (Online), or other formats (see section below for more detail)
 - Capacity of class and number of seats remaining in the class
3. **Make a specific list of course sections you want to take and include the CRN** (5-digit course number), class prefix, number, and section. Ex. BTEC 110-05 CRN 12303. The CRN is different for each semester. It begins with 1 in the fall, 2 in the spring, 3 in summer session I and 4 in summer session II.
4. **Receive your PIN number from your Advisor**--Only your Academic Advisor will provide your "PIN" number to you. Therefore, you must meet with your advisor to receive your "PIN" number. For you to register for classes in Aggie Access, you will be asked to provide a "PIN" number. The requirement of the "PIN" number ensures that our students receive Academic Advisement from their Advisors.
 - a. Your initial "PIN" number will be your two digit month, day, and year of your birthday (**Example.** June 17, 2000 = 061700). Subsequent "PIN" numbers will be provided to you by your Primary advisor.
 - b. The PIN for the spring and summer sessions is the same PIN. The PIN to register for the fall semester is a different PIN.

Know the Difference Between Online Versus On-Campus Courses

A campus class is designated as MAIN CAMPUS. It will list days and a time to meet, as well as location. These generally have section numbers such as -01, -02, -03.

Online classes can be synchronous or asynchronous. (Note: *During semesters affected by COVID, the section numbers for online courses might be -01, -02, -03 because those are class sections normally held on campus which have been switched to online format.*)

Asynchronous online classes are purely online. They do not meet at a specific time. They usually have a section number with a letter such as -05A, -05B, -03A, etc. and the day/time are listed as TBA.

Synchronous online classes do not meet on campus, but rather virtually (through Zoom or Collaborate, for example). They will have a day and time to meet virtually, but no location. The location may be listed as REMOTE LEARNING (and the campus may also say MAIN CAMPUS even though it does not meet on campus).

It is your responsibility to ensure that you register for the correct format of the class. If you register for a campus class, you must be able to meet on campus. If you register for a synchronous online course, you must be able to meet during the required time.

STEP 6: Register for Classes

Once your registration date arrives, register early!

Helpful Links:

Registration Information [[click here](#)]

How to Register Video [[click here](#)]

How to Search/Register for Classes:

1. [Click here](#) to go to the Current Students site.
2. Click on: “Aggie Access / Aggie Alert” (You may need to sign in through your OneID to enter Aggie Access)
3. Click on: “**Student**” tab
4. Select “**Registration**” from list
5. Select “**Lookup Classes**” from list
6. Select desired term/semester from drop down box
7. Select subject of course (**Example: Mathematics**) you wish to search
8. Click “**Submit**”
9. From here you will click the “**View Selection**” button to view sections of courses
10. Click the CRN number in column A to view course description and the prerequisites



Be aware of the information below when registering for classes:

- Open sections have a check box beside the course for selection.
- Course Type: Main Campus, Distance Learning (Online), or other formats
- Capacity of class and number of seats remaining in the class
- You can add yourself to the waitlist if the class is full. You cannot “jump” ahead of others and ask to be added to the class if there is a waitlist.
- You may receive an error message if you don’t meet the prerequisites, if the class is full, or for other reasons.

GETTING READY FOR CLASSES

Order Your Textbooks

Once your course schedule is set, search for your books on the University Bookstore website. Note the ISBN numbers. Then compare prices with other options, such as www.slugbooks.com or www.cheaptextbooks.com, to find the best pricing and shipping. Order ahead so you will have your books *before* classes start. You want to be well prepared for the first day of class.



If you have a textbook voucher and need a student ID card (Aggie OneCard), contact the Distance Education Office at online@ncat.edu or 336-334-7500. Here is the [link](#) to the bookstore.

Have the Right Computer Resources

To be well-prepared as an online or campus student, you need to have *daily* access to a computer to which you have administrative rights to download software and use specific tools required by your courses. Many instructors require proctored exams that will be monitored through your webcam. Having a scanner will come in handy, too. You also need a good internet service; make sure you are using a wired connection during tests and other high-stakes activities. It is ultimately your responsibility to ensure that you have the proper equipment for your classes.



Computer recommendations are listed [here](#). (Scroll down to the specifications for the College of Business and Economics.)

- Do not plan to use Chromebooks because they do not have the capabilities to run software required for many classes.
- Macs are also not recommended for business students.

Microsoft Office 365. Microsoft Office 365 is offered to students free of charge while you are an enrolled student. You can install up to 5 copies of Microsoft Office for Macs, PCs, and smart phones free of charge. You also receive unlimited One Drive cloud storage. To sign up, you must have an active Aggies email account. To learn more and to sign up, visit this [link](#) and click on "Find out if you're eligible."

Access Your Online Courses in Blackboard

You need an active Aggie email account to log into Blackboard, which is where you will access all your online classes. It can take a day or so for your email account to get set up, and then another 72 hours for it to roll to Blackboard.

You probably will not see your classes in Blackboard until the first day of the semester, but it is helpful to click around to learn the system. Your initial Blackboard login username is the first part of your Aggie email account (the part before the @), and your



password is the first four letters of your username followed by the last four numbers of your student ID number. [Click here](#) to access Blackboard.

Note Dates and Deadlines Every Semester

The University publishes academic calendars every semester that outline the most important dates and deadlines, such as drop/add, withdrawals, midterm, registration, etc. Please note these in your calendar so you are well prepared. Ignorance is NOT bliss when you miss out on this information! [Click here](#) to access the calendar.

Get Free Online Tutoring


You can get free tutoring through Upswing, which is a web-based resource where you can find, schedule, and book online tutoring sessions on a variety of subjects. This resource is available throughout the semester 24 hours a day, 7 days a week. [Click here](#) to learn more and log into to Upswing.

Make Good Use of Distance Learning Resources

If you are taking online courses (either part-time or full-time), make sure you are aware of the many resources available to you [[click here](#)].

Contact the Aggie Help Desk for Computer Problems

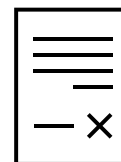
If you run into problems with anything tech-related, including email and Blackboard, contact the Aggie Help Desk IMMEDIATELY. Keep a record of your communication with them in case you must prove a technical problem with one of your professors. [Click here](#) for more information.



POLICIES

Advising, Registration, and Exams

- Note advising dates (before registration!)
- Drop/add through first five days of semester
- No adds after drop/add deadline
- Exam schedule differs from normal schedule (do NOT plan to leave early!)



Academic Excellence and Academic Standing [Click here](#)

Classroom Policies

- Check the calendar for assignment due dates.
- Make-up work must be requested immediately. It is at the faculty member's discretion as to whether to allow make-up work opportunities.
- Check the grade scale for each class. For example, some professors may count a 70 as a C- while others may count it as a C. Remember that a C- will not count for classes where a C is required.
- Incomplete grades require that only a "small portion" of work remains at the end of a semester. Incomplete grades must be resolved within six weeks into the next semester
- Change of grade requests can be made within one year following the date that the original grade was assigned.
- Aside from university policies, instructors can outline their own course policies in their syllabi; continued enrollment in a course confirms the students' agreement with the syllabus (whether they have read it or not).



Repeated Courses

- **You can repeat up to only 16 credit hours (approximately 5 classes) throughout entire degree. If you go over this amount, you will likely need to change to another major.**
- Students cannot repeat C- or D grades unless the course requires a C or better (see curriculum guide).
- Repeated courses count as attempted credit hours.
- All grades remain on transcript as part of your official record.
- After 16 repeated credits, failure to pass a required course means the student has to change his/her major; no additional repeated courses are allowed in any major.
- Withdrawals do not count toward repeated credits, but they do count toward total attempted hours.

Withdrawals

- **You are limited to 16 credit hours of W's (approximately 5 classes) throughout your time at NCAT**
- You can withdraw from classes up through the 10th week of semester.
- These count as attempted credits, but do not impact GPA.
- Withdrawals can affect financial aid status, depending on hours.
- Withdrawals appear as W's on the transcript.
- Course and University withdrawals require forms.
- Failure to attend class without W results in an F.
- You can withdraw from the University up to the 11th week of the semester—
Withdrawing from the university will generally result in a W for every course you are taking. If you are taking five 3 credit-hour courses, you will have met your Withdrawal limit.

BISA Department Policies

Changing to a major in BISA

- Must have a 2.5 GPA
- Must contact the BISA Department Chair to discuss changing to a BISA major
- Must complete the change of major form
- May take a week or longer to process the signatures needed

Medical Documentation

If a student needs to submit medical documentation for missing class or assignments, it should be submitted to the BISA department office. BISA vets medical documentation presented for missing class or assignments through the departmental office. Please have the doctor's office fax the letter directly to the BISA Department Chair at fax number 336-256-2276. The doctor's note must be faxed directly from the office of the physician who treated you. The documentation will then be forwarded to the faculty member. *****Please keep in mind that providing falsified documentation is a violation of the COBE Academic Integrity Policy.*****

Academic Integrity Policy

Faculty in BISA uphold the COBE and University Academic Integrity Policies. If students are alleged to have violated policy, faculty members are strongly encouraged to follow-up and complete the Academic Integrity Violation Form. It is the responsibility of the student to understand and follow the Academic Integrity Policies:

- [COBE Academic Integrity Policy](#)
- [NCAT Academic Dishonesty Policy](#)

Registration

Please do not ask us to register you for classes after the regular registration period has ended. We may assist with schedule adjustments (for example, if you didn't pass a class that is a prerequisite to one you registered for the next semester), but if you have not registered for any courses, you will need to wait until the next registration period begins.

Course Substitutions

Please do not ask us to substitute courses for those on the curriculum guide. It is the responsibility of the student to ensure that he/she has met the requirements listed on the curriculum guide. Examples of reasons that course substitutions will not be made: if a student has missed taking a class because it was only offered in the fall/spring semester (as listed on the curriculum guide); if a student did not register early enough for classes such that courses required are full. Please plan ahead so that you take classes when they are needed.

There are times where course substitutions might be a last resort (i.e., a course had to be cancelled by the department and a student needed it to graduate that semester). Course substitutions are made at the approval and discretion of the BISA Department Chair. At a second level, they also need the approval of the COBE Dean's Office. Documentation of these approvals is required when submitting student Clearance of Graduation forms and you might not graduate if these have not been approved.

OTHER INFORMATION AND LINKS

Change of Majors

When a student wishes to change majors, he/she should contact the Chair of the department which houses the new major. Sometimes different departments have requirements before a student can change majors (minimum GPA, completion of specific classes, etc.), so it is best to ensure that you have met those requirements. A change of major requires the student to complete a change of major form and to have the appropriate parties sign the form. You can request the form from your new Chair or current Chair.

FERPA

Faculty and other employees cannot discuss you or your circumstances at NC A&T unless there is a signed FERPA form on file. Request the FERPA form from your department chair. [Click here](#) for more information.

Financial Aid Satisfactory Academic Progress (SAP)

[Click here](#) for more information on SAP.

Frequently Asked Questions

Whether you are new to A&T or a returning student, it is normal to have questions. You can always email or call us, but first please read through the Frequently Asked Questions (FAQs) where you will likely find your answer more quickly [[click here](#)].

Graduation Information

- **Candidates for graduation, [click here](#)**
- **For commencement information, [click here](#)**
- For questions about graduation applications or the process, email graduation@ncat.edu



Immunization Requirements

- [Click here](#)

IMPORTANT CONTACT INFORMATION

If you have issues or are not sure about something, do not assume! Be proactive by contacting offices and getting as much as you can in writing for documentation purposes. Save all your email messages (both incoming and out-going) and take screen shots of issues in Aggie Access Online and Blackboard. Keep everything!



Readmissions

- Readmissions, [click here](#)
- Readmission application, [click here](#)
- To contact someone about readmission questions, email readmission@ncat.edu
- If you need to readmit, see if you qualify for Aggies at the Goal Line by [clicking here](#)

Scholarships

- NCAT Scholarship Application Portal, [click here](#)
- College of Business and Economics, [click here](#)
- Office of Financial Aid, [click here](#)
- Cheatham-White, [click here](#)
- Dowdy, [click here](#)
- Other, [click here](#)
- Educational Leadership Council, [click here](#)
- Thurgood Marshall College Fund, [click here](#)

Student Complaint Form

- [Click here](#)

Summer Sessions

- [Click here](#)

Testing

- **CLEP TESTING:** (CLEP is College Level Examination Program—if you would like to test out of specific classes) [Click here](#)
- **MATH TESTING:** (Contact the math department by [clicking here](#))

Transfers

- [TRANSFER ADMISSIONS](#) –Includes a Transfer Credit Articulation Tool and CAA Transfer Course List. See the BISA Department website for a list of courses that will transfer to the Business IT degree (some classes must be taken at NCAT).
- [ACADEMIC FORGIVENESS](#)
- For questions about transfer credits and transcripts from other institutions, contact articulation@ncat.edu.

Transcripts

- You can order transcripts through the clearinghouse by [clicking here](#)
- For transcript questions, contact transcripts@ncat.edu

Tuition


- For tuition information [click here](#)

Tutoring

- [TUTORING SERVICES](#)
- [ONLINE TUTORING](#)

Undergraduate Bulletins

- [Click here](#)



ADMINISTRATIVE OFFICES CONTACT INFORMATION



[EMPLOYEE DIRECTORY](#)

[ENROLLMENT MANAGEMENT COMMUNICATION](#)

A list of many contacts across campus

[ADMISSIONS OFFICE](#) | uadmit@ncat.edu | (336) 334-7946

Web Hall (corner of Benbow and Market Streets), Lower Level [\[Click here\]](#)

[AGGIE TECH SUPPORT](#) | helpdesk@ncat.edu | (336) 334-7195

Bluford Library (Market Street), Lower Level, Room 24 [\[Click here\]](#)

[DISTANCE LEARNING OFFICE](#) | distance@ncat.edu | (336) 256-0355

1020 E. Wendover Avenue, Suite 109

[FINANCIAL AID OFFICE](#) | finaid@ncat.edu | (336) 334-7973

Dowdy Building (Market Street), First Floor

[HOUSING](#) | housing@ncat.edu | (336) 334-7708

Aggie Village 2 Office 201 [\[Click here\]](#)

[REGISTRAR'S OFFICE](#) | registra@ncat.edu | (336) 334-7595

Dowdy Building (Market Street), First Floor, Room 107

STUDENT DATA: If you have questions about FERPA forms, name changes, or anything else regarding your student data, contact studentdata@ncat.edu.

[TREASURER'S OFFICE](#) | treasoff@ncat.edu | (336) 334-7721

Dowdy Building (Market Street), First Floor, Room 112

[VETERANS AFFAIRS OFFICE](#) | veterans@ncat.edu | (336) 334-7765

The Oaks (corner of Dudley and Bluford Streets)

ACADEMIC DEPARTMENTS IN THE COLLEGE OF BUSINESS AND ECONOMICS

Department	Location/Phone	Degrees Offered
Accounting and Finance	224 Merrick Hall 336-334-7581	<ul style="list-style-type: none"> • BS in Accounting • BS in Finance • Minor in Accounting • Minor in Finance
Business Information Systems and Analytics	324 Merrick Hall 336-334-7657 bisa@ncat.edu	<ul style="list-style-type: none"> • BS in Business Information Technology • BS in Management with concentration in Management Information Systems
Economics	225 Merrick Hall 336-334-7744	<ul style="list-style-type: none"> • BS in Economics Concentrations in <ul style="list-style-type: none"> ✓ Business ✓ Law
Management	227 Merrick Hall 336-256-2273	<ul style="list-style-type: none"> • BS in Management Concentrations in <ul style="list-style-type: none"> ✓ Business Administration ✓ Innovation & Entrepreneurship ✓ International Management <ul style="list-style-type: none"> • Minor in Entrepreneurship
Marketing and Supply Chain	325 Merrick Hall 336-334-7656	<ul style="list-style-type: none"> • BS in Marketing • BS in Supply Chain Management • Minor in Marketing, Sales • Minor in Supply Chain Management